

Rifton Tricycles

Sample Letter of Medical Necessity



RIFTON'S SAMPLE LETTERS OF MEDICAL NECESSITY ARE ONLY INTENDED TO PROVIDE GENERAL GUIDANCE ON HOW TO APPLY FOR FUNDING. HEALTH CARE PROVIDERS SHOULD MAKE THE ULTIMATE DETERMINATION AS TO WHEN TO USE A SPECIFIC PRODUCT BASED ON CLINICAL APPROPRIATENESS FOR A PARTICULAR PATIENT AND APPLICATIONS TO ANY FUNDING SOURCE MUST ACCURATELY REFLECT THE FACTS UNIQUE TO INDIVIDUAL APPLICATIONS. THIRD PARTY PAYMENT IS AFFECTED BY NUMEROUS FACTORS AND RIFTON CANNOT GUARANTEE THE SUCCESS IN OBTAINING INSURANCE OR THIRD PARTY PAYMENTS OF ANY KIND.



Rifton Equipment
PO Box 260
Rifton, NY 12471

800-571-8198

Fax: 800-865-4674

www.rifton.com

Rifton Tricycles

Components of a letter of Medical Necessity

Describe who you are, what you want, and beneficiary's name:

As John Doe's therapist at the Sam Smith School, I am requesting that John be awarded funding to have an adaptive Rifton Tricycle for use at home.

Explain beneficiary's condition including diagnosis, or nature of the injury:

John Doe is a five-year old boy with multiple disabilities including a severe seizure disorder. John uses an adaptive tricycle here at school on a regular basis.

Show how the requested equipment will result in an increase of function and other physical benefits, as well as psychological benefits:

John benefits much from using an adaptive tricycle on a regular basis. By riding the tricycle, John can improve his circulation, increase his leg strength and range of motion, and improve his endurance. Because of John's seizure disorder, he cannot safely ride a regular tricycle. By providing John with an adaptive tricycle, he can have the opportunity to play with his peers, and gain the medical benefits mentioned.

Describe equipment, adjustments for growth:

Rifton tricycles include self-leveling pedals, adjustable back support with belt, seat belt, snap-out storage tray, and pedal sandals. This tricycle will grow with the child. Adjustments are made with tool-free knobs.










- Choice for upper body support: use the adjustable back support with belt, or the trunk support system with butterfly harness, lateral supports, and optional head support
- Puncture-proof BMX wheels
- Low gear ratio makes pedaling easier for beginners and slows down speeders
- Padded handlebar can be raised and locked at any angle for the user's optimum hand position
- Open access combined with a low transfer step makes for easy on and off
- Low center of gravity makes riding stable and safe
- Parking brake immobilizes both back wheels for secure transfers
- Meets or exceeds all ANSI safety standards for tricycles



Rifton Equipment
PO Box 260
Rifton, NY 12471

800-571-8198
Fax: 800-865-4674
www.rifton.com

Itemization of the Rifton Tricycle






Item #	Description	Medical Necessity	Cost
R112 	Small Tricycle	Provides therapeutic, reciprocal exercise with physical benefits such as strengthening muscles, improving range of motion, aiding circulation, developing hand/eye coordination and head and trunk control. Social and psychological benefits such as peer interaction, social acceptance and improved self-esteem. For a child with an inside leg length of 17–22"	
R113	Medium Tricycle	See above. For a child with an inside leg length of 22–28"	
R114	Large Tricycle	See above. For a child with an inside leg length of 25–35"	
R122 / R132 R128 / R138 	Small / Large Seat	Choose a small Seat (10" wide, 10" long) or a large seat (16" wide, 12" long). Both sizes are upholstered for comfort.	
R126 / R136 / R146 R129 / R139 / R149 	Conventional / Loop Handlebar	Choose a traditional Handlebar with conventional handgrips or a Padded Loop Handlebar for extra support.	
K225 	Communication Tray, Small	Allows for positioning of learning tools and communication systems. Easy to clean. Tool-free removal.	
K245 	Communication Tray, Large	Alternative to Small Communication Tray on Ranger and Wrangler Tricycles. (Not available for Rustler Tricycle.)	
R133 	Trunk Support System	Keeps learners upright, and provides added lateral and anterior trunk support for users who do not have upper torso control. Assists with good body alignment. The butterfly harness and lateral supports are easily adjusted and removed as learner improves their trunk stability.	
R131 	Abductor	An insert that separates knees, is adjustable forward and backward, and attaches without tools. Helps to control spastic muscles that cause legs to scissor. Necessary for good body alignment and tone control. Important for proper joint alignment, which helps pedaling action.	
R135 	Front guide bar	Slips on without tools or knobs. Encourages new riders by allowing caregiver to do the pulling and steering. The wheels and pedals move around, allowing the child to practice movement and balance.	
R145 	Backrest pad	Backrest Pad with security strap provides alignment and moderate trunk support for child with improved trunk stability. Additional Backrest Pad available for extra support.	



Rifton Equipment
PO Box 260
Rifton, NY 12471

800-571-8198
Fax: 800-865-4674
www.rifton.com

Itemization of the Rifton Tricycle

Item #	Description	Medical Necessity	Cost
R156 	Flat headrest	Flat or contoured head support will adjust both vertically and horizontally. Provides high level of support for client with poor head control.	
R157 	Contoured headrest		
R123 and R143 	Rear steering bar	Rear steering bar enables a caregiver to guide the Rifton tricycle from behind – ideal for riders who can't steer themselves.	
R144 	Front pulley system	The front pulley system maintains a level pedal position for children whose extreme tone forces the front of the pedal downward.	
R155 	Stationary stand	The stationary stand converts any size Rifton Tricycle into a stationary trainer for pedaling practice or rainy-day exercise.	

Thank you in advance for considering an adaptive tricycle (therapeutic mobility device) for this deserving little boy. Please feel free to call me if you have any questions or need any additional information.

Rifton Tricycles



□ Large Tricycle R114



□ Small Tricycle R112



□ Medium Tricycle R113